

A U T O M A T I C F E E D E R S




since 1963



# STEFF 2034



# STEFF 2048



# STEFF 2068





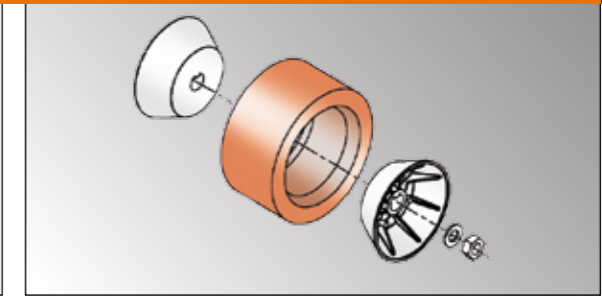
# VARIOSTEFF 4



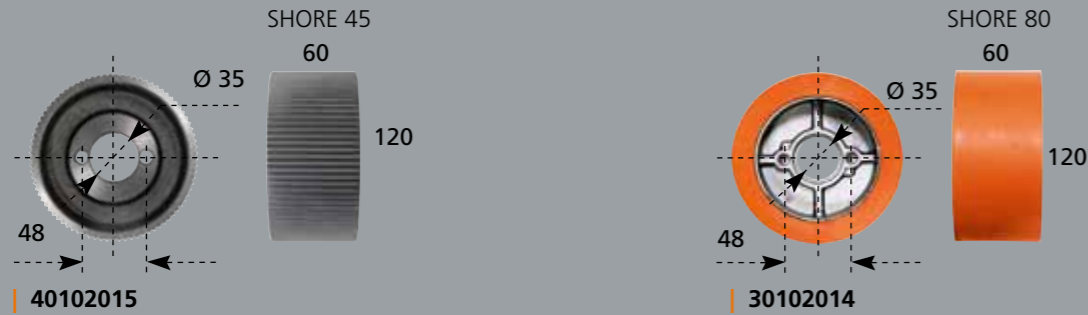
# STEFF 2032 HOBBY



# STEFF 2033



> ACCESSORI / ACCESSORIES / ACCESSOIRES / ZUBEHOERTEILEN / OPCIONALES / АКССУАРЫ

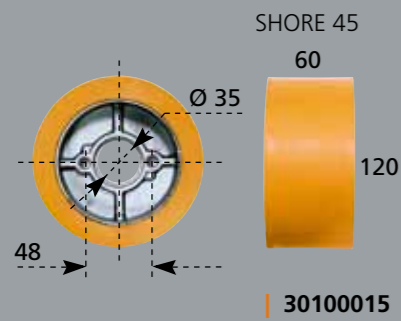


211000100



22100151

> RICAMBI / SPARE PARTS / PIÈCES DÉTACHÉES / ERSATZTEILEN / RESPUESTOS / ЗАПАСНЫЕ ЧАСТИ



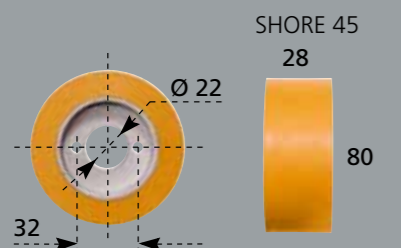
30100015



31301019



41300062



30000004



30200001

# UNIVERSALSTAND









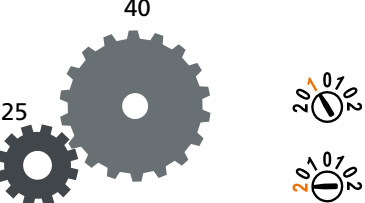







STAND STANDARD



STAND PLUS

	STEFF 2034 / 2038 / 2038 CI / 2044 / 2048 / 2068 / V3 / V4				STEFF 2032 HOBBY	STEFF 2033
	STAND STANDARD	STAND 1050	STAND PLUS	STAND V		
	A 540 mm B 705 mm 35 kg	A 540 mm B 1050 mm 38,5 kg	A 540 mm B 1050 mm 40,5 kg	A 860 mm B 1050 mm 41 kg	A 460 mm B 660 mm -	A 525 mm B 655 mm -
	Ø 58 mm	Ø 58 mm	Ø 58 mm	Ø 58 mm	Ø 40 mm	Ø 49 mm
	Ø 58 mm	Ø 58 mm	Ø 58 mm	Ø 58 mm		
	Ø 75 mm	Ø 75 mm	Ø 75 mm	Ø 75 mm		
	A 108 mm B 90 mm C 58 mm	A 108 mm B 90 mm C 58 mm	A 108 mm B 90 mm C 58 mm	A 108 mm B 90 mm C 58 mm	A 63,8 mm B 63,8 mm C 40 mm	A 108 mm B 90 mm C 49 mm
	L 800 mm P 330 mm H 330 mm 37 kg	L 1100 mm P 330 mm H 330 mm 41,5 kg	L 1100 mm P 330 mm H 330 mm 43,5 kg	L 110 mm P 330 mm H 330 mm 44 kg		

	STEFF 2034	STEFF 2038	STEFF 2044	STEFF 2048	STEFF 2038 CI	STEFF 2068	VARIOSTEFF 3	VARIOSTEFF 4	STEFF 2032 HOBBY	STEFF 2033
	3 Ø 120 x 60 mm	3 Ø 120 x 60 mm	4 Ø 120 x 60 mm	4 Ø 120 x 60 mm		6 Ø 120 x 60 mm	3 Ø 120 x 60 mm	4 Ø 120 x 60 mm	3 Ø 80 x 28 mm	3 Ø 120 x 60 mm
	20 mm	20 mm	20 mm	20 mm		20 mm	20 mm	20 mm	15 mm	15 mm
					3 17 x 21 x 830 mm					
	4	8	4	8	8	8	VARIABLE VARIABLE VARIABLE VARIABLE ВАРИАТИВНЫЙ	VARIABLE VARIABLE VARIABLE VARIABLE ВАРИАТИВНЫЙ	4	8
	m/min 4 8	I m/min II 2 4 6,5 13	m/min 4 8	I m/min II 2 4 6,5 13	I m/min II 2 4 6,5 13	I m/min II 2 4 6,5 13	m/min 	m/min 	m/min 4 8	m/min 
	m/min 11 22	I m/min II 5,5 11 16,5 33	m/min 11	I m/min II 5,5 11 16,5 33	I m/min II 5,5 11 16,5 33	I m/min II 5,5 11 16,5 33	3 - 18 	3 - 18 	m/min 9 18	m/min 
	HP 0,7 / 1 kW 0,52 / 0,75 1400 / 2800 / RPM ↔	HP 0,7 / 1 kW 0,52 / 0,75 1400 / 2800 / RPM ↔	HP 0,7 / 1 kW 0,52 / 0,75 1400 / 2800 / RPM ↔	HP 0,7 / 1 kW 0,52 / 0,75 1400 / 2800 / RPM ↔	HP 0,7 / 1 kW 0,52 / 0,75 1400 / 2800 / RPM ↔	HP 0,7 / 1 kW 0,52 / 0,75 1400 / 2800 / RPM ↔	HP 1 kW 0,75 1400 RPM ↔	HP 1 kW 0,75 1400 RPM ↔	HP 0,24 kW 0,18 1400 RPM ↔	HP 0,7 / 1 kW 0,52 / 0,75 1400 / 2800 / RPM ↔
	L 670 mm P 570 mm H 330 mm 28 kg	L 670 mm P 570 mm H 330 mm 32 kg	L 670 mm P 570 mm H 330 mm 30 kg	L 670 mm P 570 mm H 330 mm 34 kg	L 670 mm P 570 mm H 330 mm 30 kg	L 1000 mm P 560 mm H 340 mm 44,5 kg	L 670 mm P 570 mm H 330 mm 31,5 kg	L 670 mm P 570 mm H 330 mm 35,5 kg	L 570 mm P 570 mm H 280 mm 35 kg	L 680 mm P 570 mm H 340 mm 48,5 kg

# STAFFA



VIA DELLE REGIONI, 299 | 50052 CERTALDO (FIRENZE) ITALIA  
TEL. +39 0571 63541 | FAX +39 0571 664275  
sales@maggi-engineering.com

[www.maggi-engineering.com](http://www.maggi-engineering.com)  
SERVICE ON LINE



100% QUALITY  
MADE IN ITALY

